









































































Not all colors from shirt manufacturers are on this chart, but it's a good general guide to the shades of colors that discharge well or poorly. No colors can be guaranteed to discharge perfectly, even from one run to another.

COLOR	DISCHARGE RATING
 Ash*	C
 Atlantis	C
 Avocado	B
 Azalea	B
 Black	A
 Blue Dusk	A
 Camel	A
 Candy	A
 Cardinal Red	B
 Carolina Blue	C
 Cedar	A
 Charcoal	A
 Cherry Red	B
 Chestnut	A
 Daisy	C
 Dark Chocolate	A
 Dark Heather	A
 Forest	A
 Gold	B
 Heather Black	A
 Heather Cardinal	B
 Heather Cinnamon	A
 Heather Dark Chocolate	A
 Heather Forest	A
 Heather Indigo	A
 Heather Navy	A
 Heliconia	B
 Honey	C
 Ice Grey	A
 Indigo Blue	A
 Iris	C
 Irish Green	C
 Jade Dome	C
 Kelly Green	C
 Kiwi	B
 Light Blue	A

COLOR	DISCHARGE RATING
 Light Pink	B
 Lime	B
 Maroon	B
 Metro Blue	C
 Military Green	B
 Natural	C
 Navy	A
 Oceana	A
 Olive	A
 Orange	B
 Orchid	A
 Paprika	A
 PFD*	C
 Pistachio	B
 Prairie Dust	A
 Purple	C
 Red	B
 Rose Blossom	B
 Royal	C
 Safety Green	C
 Safety Orange	C
 Salmon	A
 Sand	A
 Sapphire	C
 Serene Green	A
 Sky	B
 Sport Grey*	C
 Sport Grey Ring Spun*	C
 Stone Blue	B
 Tan	A
 Tangerine	A
 Texas Orange	A
 Vegas Gold	A
 Violet	C
 White*	C
 Yellow Haze	B

Discharge Print Rating Scale:

A - Ideal for discharge printing

B - Imperfect, but usually acceptable.

C - Not Recommended for discharge printing

* - No dye to react. Use waterbase ink instead.

Just the colors that do
not discharge properly:

COLOR	DISCHARGE RATING
 Safety Orange	C
 Daisy	C
 Honey	C
 Safety Green	C
 Atlantis	C
 Irish Green	C
 Jade Dome	C
 Kelly Green	C
 Metro Blue	C
 Purple	C
 Violet	C
 Royal	C
 Iris	C
 Carolina Blue	C
 Sapphire	C